

CHANDLER  
POLICE DEPARTMENT  
ANNUAL REPORT



CHANDLER  
arizona



2020



OUR MISSION:  
TO PROVIDE A SAFE COMMUNITY WHERE PEOPLE CAN LIVE, WORK, AND THRIVE.

## A MESSAGE FROM THE CHIEF

I am pleased to present our 2020 Annual Report.

Last year, the men and women of the Chandler Police Department continued to carry out our mission of ensuring Chandler remains one of the safest cities in America.

We realize there are many variables that contribute to Chandler's safe-city status, such as our dedicated and talented employees as well as strong support from our Mayor and Council.

We also realize that, in order for us to continue to accomplish our mission, we must have the confidence, support and respect of the people who visit, live, and work in our city.

So last year, we continued to evolve to become more efficient and responsive in our processes and procedures. We implemented actions that will help us strengthen trust with our community and continue to provide effective police services.

Developing and maintaining community partnerships is the cornerstone of our system of policing in Chandler. So I want to thank all of you who worked alongside us this past year helping us safeguard our city.

I am very proud of our police department and what we accomplished last year, and I look forward to continued successes and achievements throughout 2021.



## Table of Contents

**03** Organizational Chart

**04** Demographics

**05** Crime Statistics

**06** Response Times

**07** Beats & Facilities Map

**08–14** Sections Reports

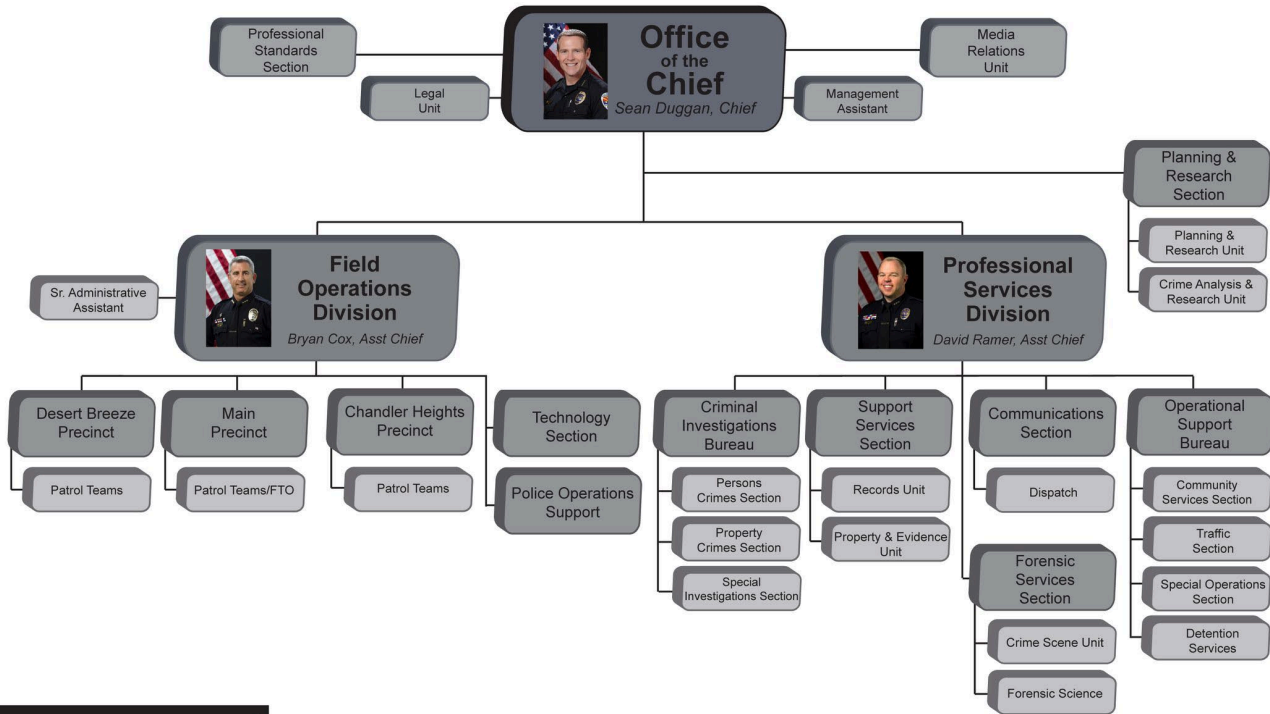
**15** Promotions

**16** Retirees

**17** Memoriam



Chandler Police Department  
**Organization Chart**  
 Fiscal Year 2020-21



Current Authorized  
 Strength: 505

Sworn	334
Civilian	171

Effective 07/01/2020



# DEMOGRAPHICS

## General Information

	2018	2019	2020
Population	257,853	260,600	265,200
Area (Square Miles)	65	65	66
CPD Sworn Employees*	332	332	334
CPD Civilian Employees*	171	171	171
Total CPD Employees*	503	503	505
Calls for Service	159,974	156,951	137,741
CPD Adopted Budget*	\$87,482,081	\$91,348,133	\$84,962,353

\*Fiscal Year

## Department Budget

Cost Center	2018-19	2019-20	2020-21
Administration	\$3,013,152	\$3,094,378	\$3,004,565
Professional Standards	\$1,163,614	\$1,221,334	\$1,228,608
Property & Evidence	\$450,708	\$468,760	\$478,380
Forensic Services	\$2,454,952	\$2,477,323	\$2,487,527
Foeld Operations	\$31,063,547	\$31,415,144	\$32,187,697
Criminal Investigations	\$13,383,974	\$13,477,741	\$13,798,944
Planning & Research	\$1,113,699	\$1,082,718	\$1,086,469
Communications	\$5,473,379	\$5,387,643	\$5,341,547
Police Technology	\$1,908,321	\$2,787,438	\$2,632,325
Records	\$1,848,457	\$1,850,661	\$1,875,221
Detention Services	\$2,615,956	\$2,620,134	\$2,614,890
Comm Resources & Training	\$11,558,524	\$11,924,145	\$12,062,769
Capital	\$11,433,798	\$13,540,714	\$6,163,411
Total	\$87,482,081	\$91,348,133	\$84,962,353





# CRIME STATISTICS

## Part I Crimes

Definition: Uniform Crime Reporting (UCR) is a collective effort by city, county, state, tribal, and federal law enforcement agencies to present a nationwide view of crime. Agencies throughout the country participate in the FBI UCR Program and provide monthly summarized reports on ten Part I offenses known to law enforcement and reports on persons arrested. The Part I offenses - murder, rape, robbery, aggravated assault, human trafficking/commercial sex acts, human trafficking/involuntary servitude, burglary, motor vehicle theft, larceny-theft, and arson - are considered indicators of the level of crime occurring within the United States.

Part I Crime Rates (per 1,000 citizens)	2018	2019	2020
Overall Part I Crime Rate	23.3	22.8	20.5
Violent Crime Rate	2.3	2.3	2.0
Property Crime Rate	21.0	20.5	18.4

### *Number of Occurrences*

Part I Crime Type	2018	2019	2020
Homicide	4	4	8
Rape	146	134	123
Robbery	123	102	104
Aggravated Assault	333	353	307
Human Trafficking - Commercial Sex Acts	0	2	0
Human Trafficking - Involuntary Servitude	0	0	0
Burglary	658	547	505
Theft	4,455	4,458	3,956
Motor Vehicle Theft	317	377	437
Arson	11	17	16
All Part I Crimes	6,047	5,994	5,456



# RESPONSE TIMES

## Response Times by Priority

\*Effective 9/1/19, changes to priorities, dispatching protocols and call types. Priority 1 - Emergencies are defined as any threat to life or danger of serious physical injury or major property change; any felony or violent misdemeanor where the suspect has remained at the scene or may be apprehended in the immediate area.

Priority	2018	2019*	2020
Priority 1 - Total Count	16,613	217	518
Priority 1 - Response Time	6:11	4:35	4:27
Priority 2 - Total Count	19,325	6,539	18,206
Priority 2 - Response Time	16:47	6:16	5:45
Priority 3 - Total Count	16,183	8,279	21,502
Priority 3 - Response Time	50:03:00	15:44	13:36
Priority 4 - Total Count	1,147	7,205	18,588
Priority 4 - Response Time	44:55	48:43	1:42:02
Priority 5 - Total Count	n/a	432	3,640
Priority 5 - Response Time	n/a	1:02:13	44:55

### Did You Know?

You can find dynamic community crime mapping on the Department's website - <https://chandlerazpd.gov>



# CHANDLER POLICE BEATS & FACILITIES



# MAIN PRECINCT

Like many cities across the U.S., the City of Chandler experienced one of the most challenging years for policing in recent history while addressing both a global pandemic and civil unrest in response to high profile police use of force incidents. The Main Precinct worked diligently to develop robust response plans to ensure the police department's continuity of operations, the health and safety of our officers and citizens, and the protection of constitutional rights.

In 2020, the Main Station Precinct continued to work on reducing crime, above and beyond historic lows. Members of the Main Station Precinct responded to nearly 45,000 calls for service. Their efforts ultimately reduced the overall major crimes by 3.2% compared to the previous year's record low. This success was made possible by our partnerships with the community in conjunction with intelligence-driven policing. The Main Station leveraged these partnerships to develop information, identify repeat offenders, and focus policing efforts where it made the greatest impact.

Main Station Precinct strengthened community partnerships in 2020 by focusing on individual community members and organizations to include the Islamic Center of the East Valley, Improving Chandler Area Neighborhoods (ICAN), AZCEND, AZ Boys & Girls Club, Chandler Chamber of Commerce, the Chandler Unified School District and the East Valley NAACP. Information developed from partnerships assisted CPD in prioritizing our efforts.



The Main Station's commitment to professional police services during an incredibly challenging year was nothing short of heroic.





# CHANDLER HEIGHTS PRECINCT

Chandler Heights Precinct, which encompasses about half of Chandler's geographic area, saw a decrease in calls for service in 2020 compared to 2019 while adapting to unique challenges including the COVID-19 Pandemic and a transition in leadership. Despite these unprecedented circumstances, Chandler Heights' focus continued to be strengthening community partnerships, utilizing intelligence-based policing, and providing exceptional customer service.

Some of Chandler Heights contributions included:

- Use of dashboards and data to focus resources where they were needed most, allowing Chandler Heights personnel to efficiently conduct a shoplift study, enforce traffic, and implement the Night Eyes Crime Prevention program.
- Piloted enhancements to online reporting to allow businesses multiple ways to report crimes and engage with the department.
- Patrol teams addressed quality of life issues and traffic enforcement in several neighborhoods utilizing the Hot Spot Location Check call for service.
- Focused on reducing harm and mitigating risk factors associated with property crimes by using the Ring Video platform and Night Eyes Crime Prevention program.
- Created a group workspace and worked collaboratively with the Safe Trails Task Force to enhance apprehension of those responsible for crimes connected to the bordering Indian Reservation
- Outreach to all HOAs in the Chandler Heights precinct to foster working relationships
- Facility improvements which made Chandler a great place to live and work.



# DESERT BREEZE PRECINCT



Despite the challenges created by Covid-19, Desert Breeze's commitment to public safety helped the City of Chandler remain one of the safest U.S. cities by reducing crime in 2020. This reduction in crime was possible because of the ongoing relationship of the Chandler Police Department and Chandler citizens, local businesses, and educational institutions.

The Desert Breeze Precinct enhanced its strong working relationships in our Retail District by developing positive relationships with the business community and remained a visible presence to those they serve. The combination of community outreach and education contributed to a reduction in calls for service within the Retail District.

The Desert Breeze precinct established strong working relationships with the hotels and motels in west Chandler. A collaborative approach between officers, businesses, and the Criminal investigative Bureau (CIB) led to numerous arrests for drug activity,


stolen vehicles, and other felony crimes. These efforts were successful in preventing crime and making the community safer.

Desert Breeze Precinct continued the Homeless Liaison Program which brought together a variety of community partners with the mission of sharing information and resources regarding best practices in addressing homelessness in Chandler. The homeless liaison officer hosted training for each Desert Breeze patrol team to educate officers about resources available to assist them with homeless outreach efforts.


The Chandler Police Department continued its partnership with the Neighbors application to provide a platform for police and the community to share information and address crime trends. Officers utilized the application to link crimes together and identify several suspects who committed multiple burglaries throughout the City of Chandler.



# 2020 PROMOTIONS



**Christopher Perez**  
Police Commander




**David Selvidge**  
Police Lieutenant



**Matthew Cacciola**  
Police Sergeant



**Martin Orozco**  
Police Officer Recruit



**Deanna D'Arcangelo-Larson**  
Police Crime Analysis Data  
Tech



**George Tole**  
Police Investigative Specialist



**Daniel Mellentine**  
Police Sergeant



**Arturo Salazar**  
Police Lieutenant



**Nathan Jacobs**  
Police Lieutenant



**Nathan Moffat**  
Police Sergeant




**Scott Veach**  
Police Commander




**Eric Berner**  
Police Sergeant



**Blake Fairclough**  
Police Sergeant



**Judy Crosson**  
Police Sergeant



**Annalynne Brown**  
Crime Analysis Supervisor



# 2020 RETIREMENTS



**Shawn Baggs**  
Police Lieutenant



**Martin Medina**  
Police Officer



**Adam Hopkins**  
Police Officer



**Ryan Palmer**  
Police Officer



**Laura Jordan**  
Police Crime Analysis  
Data Tech



**Mark Jordan**  
Police Officer




**Mark Stevens**  
Police Officer




**Jon LaBerge**  
Police Lieutenant




**Edward Upshaw**  
Police Commander



**Kenneth Thatcher**  
Property & Evidence  
Supervisor



**Christopher Reinke**  
Police Officer



**Ronald Moore**  
Police Officer - Lateral



**Scott Parr**  
Police Officer



**Robert Scotford**  
Police Officer



**William Nocella**  
Police Sergeant



**Mark Gluzinski**  
Police Sergeant



**Jesus Boggs**  
Police Sergeant



**Judith Mandt**  
Police Planning &  
Research Analyst



# IN MEMORIAM



**Officer Richard Felix #151**  
End of Watch: September 9, 1995



**Officer Robert Nielsen #445**  
End of Watch: June 12, 2002



**Officer Bryant Holmes #638**  
End of Watch: October 28, 2014



**Officer David Payne #574**  
End of Watch: October 31, 2014



**Officer Carlos Ledesma #600**  
End of Watch: July 28, 2010



**Officer James Snedigar #312**  
End of Watch: April 16, 1999





2020 Annual Report

## CHANDLER POLICE DEPARTMENT

To provide a safe community where people  
can live, work, and thrive

For more information, please visit our website <https://chandlerazpd.gov>